


3 0 0 0 9 4 6 0 0 0 2 2 0 0 2

By Express Mail # EL489597336US

JC05 Rec'd PCT/PTO 15 MAR 2002

FORM PTO-1390 (REV 10-94)		U.S. DEPARTMENT OF COMMERCE PATENT AND TRADEMARK OFFICE		DOCKET #: 4925-221PUS
TRANSMITTAL LETTER TO THE UNITED STATES DESIGNATED/ELECTED OFFICE (DO/EO/US) CONCERNING A FILING UNDER 35 U.S.C. 371				
			U.S. APPLICATION NO. <small>(If known see 37 CFR 1.5)</small> 10/088460	
INTERNATIONAL APPLICATION NO. PCT/EP00/09206		INTERNATIONAL FILING DATE September 19, 2000		PRIORITY DATE CLAIMED September 20, 1999
TITLE OF INVENTION Reporting Cell Measurement Results in a Cellular Communication System				
APPLICANT(S) FOR DO/EO/US Johanna PEKONEN; Leif FRIMAN; Harri JOKINEN				
Applicant herewith submits to the United States Designated/Elected Office (DO/EO/US) the following items and other information:				
<ol style="list-style-type: none"> 1. <input checked="" type="checkbox"/> This is a FIRST submission of items concerning a filing under 35 U.S.C. 371. 2. <input type="checkbox"/> This is a SECOND or SUBSEQUENT submission of items concerning a filing under 35 U.S.C. 371 3. <input checked="" type="checkbox"/> This express request to begin national examination procedures (35 U.S.C. 371(f)) at any time rather than delay examination until the expiration of the applicable time limit set in 35 U.S.C. 371(b) and PCT Articles 22 and 39(1). 4. <input checked="" type="checkbox"/> A proper Demand for International Preliminary Examination was made by the 19th month from the earliest claimed priority date. 5. <input checked="" type="checkbox"/> A copy of the International Application as filed (35 U.S.C. 371(c)(2)) <ol style="list-style-type: none"> a. <input checked="" type="checkbox"/> is transmitted herewith (required only if not transmitted by the International Bureau). b. <input checked="" type="checkbox"/> has been transmitted by the International Bureau. c. <input type="checkbox"/> is not required, as the application was filed in the United States Receiving Office (RO/US) 6. <input type="checkbox"/> A translation of the International Application into English (35 U.S.C. 371(c)(2)). 7. <input checked="" type="checkbox"/> Amendments to the claims of the International Application under PCT Article 19 (35 U.S.C. 371(c)(3)) <ol style="list-style-type: none"> a. <input type="checkbox"/> are transmitted herewith (required only if not transmitted by the International Bureau). b. <input type="checkbox"/> have been transmitted by the International Bureau. c. <input type="checkbox"/> have not been made; however, the time limit for making such amendments has NOT expired. d. <input checked="" type="checkbox"/> have not been made and will not be made. 8. <input type="checkbox"/> A translation of the amendments to the claims under PCT Article 19 (35 U.S.C. 371(c)(3)). 9. <input checked="" type="checkbox"/> An oath or declaration of the inventor(s) (35 U.S.C. 371(c)(4)). Unexecuted 10. <input type="checkbox"/> A translation of the annexes to the International Preliminary Examination Report under PCT Article 36 (35 U.S.C. 371(c)(5)). <p>Items 11. to 16. Below concern other document(s) or information included:</p> <ol style="list-style-type: none"> 11. <input checked="" type="checkbox"/> An Information Disclosure Statement under 37 CFR 1.97 and 1.98. 12. <input type="checkbox"/> An assignment document for recording. A separate cover sheet in compliance with 37 CFR 3.28 and 3.31 is included. 13. <input checked="" type="checkbox"/> A FIRST preliminary amendment. <input type="checkbox"/> A SECOND or SUBSEQUENT preliminary amendment. 14. <input type="checkbox"/> A substitute specification. 15. <input type="checkbox"/> A change of power of attorney and/or address letter. <input checked="" type="checkbox"/> Other items or information (<i>specify</i>): PCT Publication Sheet, Int'l Search Report, PCT Request, PCT Demand, Notice Informing the Applicant of the Communication of the International Application to the Designated Offices, Notification of the Recording of a Change 				

U.S. APPLICATION NO. (if known, see 37 C.F.R. 1.5) 10/088460		INTERNATIONAL APPLICATION NO. PCT/EP00/09206		ATTORNEY'S DOCKET NUMBER 4925-221PUS	
17. <input checked="" type="checkbox"/> The following fees are submitted:					
Basic National Fee (37 CFR 1.492(a)(1)-(5)):					
Search Report has been prepared by the EPO or JPO \$890.00					
International preliminary examination fee paid to USPTO (37 CFR 1.482)..... \$710.00					
No international preliminary examination fee paid to USPTO (37 CFR 1.482) but international search fee paid to USPTO (37 CFR 1.445(a)(2))..... \$740.00					
Neither international preliminary examination fee (37 CFR 1.482) nor international search fee (37 CFR 1.445(a)(2)) paid to USPTO \$1040.00					
International preliminary examination fee paid to USPTO (37 CFR 1.482) and all claims satisfied provisions of PCT Article 33(2)-(4) \$100.00					
ENTER APPROPRIATE BASIC FEE AMOUNT =				\$	890
Surcharge of \$130.00 for furnishing the oath or declaration later than <input type="checkbox"/> 20 <input type="checkbox"/> 30 months from the earliest claimed priority date (37 CFR 1.492(e)).				\$	
Claims	Number Filed	Number Extra	Rate		
Total Claims	30 - 20 =	10	x \$18.00	\$	180
Independent Claims	3 - 3 =		x \$84.00	\$	
Multiple dependent claim(s) (if applicable)			+ \$280.00	\$	
TOTAL OF ABOVE CALCULATIONS =				\$	1070
Reduction of 1/2 for filing by small entity, if applicable.				\$	
SUBTOTAL =				\$	1070
Processing fee of \$130.00 for furnishing the English translation later than <input type="checkbox"/> 20 <input type="checkbox"/> 30 months from the earliest claimed priority date (37 CFR 1.492(f)).				\$	
TOTAL NATIONAL FEE =				\$	1070
Fee for recording the enclosed assignment (37 CFR 1.21(h)). The assignment must be accompanied by the appropriate cover sheet (37 CFR 3.28, 3.31). \$40.00 per property				\$	
TOTAL FEES ENCLOSED					\$1070
				Amount to be refunded:	\$
				charged:	\$
<p>a. <input checked="" type="checkbox"/> One check in the amount of \$ <u>1070</u> to cover the above fee is enclosed.</p> <p>b. <input type="checkbox"/> Please charge my Deposit Account No. <u>03-2412</u> in the amount of \$ _____ to cover the above fees. A duplicate copy of this sheet is enclosed.</p> <p>c. <input checked="" type="checkbox"/> The Commissioner is hereby authorized to charge any additional fees which may be required, or credit any overpayment to Deposit Account No. <u>03-2412</u>. A duplicate copy of this sheet is enclosed.</p> <p>NOTE: Where an appropriate time limit under 37 CFR 1.494 or 1.495 has not been met, a petition to revive (37 CFR 1.137(a) or (b)) must be filed and granted to restore the application to pending status.</p>					
SEND ALL CORRESPONDENCE TO: Michael C. Stuart Cohen, Pontani, Lieberman & Pavane 551 Fifth Avenue, Suite 1210 New York, New York 10176			 Michael C. Stuart Registration Number: 35,698 March 15, 2002 Tel: (212) 687-2770		

By Express Mail # EL489597336US · March 15, 2002

Attorney Docket # 4925-221PUS

IN THE UNITED STATES PATENT AND TRADEMARK OFFICE

In re National Phase PCT Application of
Johanna PEKONEN et al.
International Appln. No.: PCT/EP00/09206
International Filing Date: 19 September 2000
For: Reporting Cell Measurement Results in a
Cellular Communication System

PRELIMINARY AMENDMENT

Assistant Commissioner for Patents
Washington, D.C. 20231
BOX PCT

S I R:

Prior to examination of the above-identified application please amend the application as follows:

In the Specification:

Page 21, line 1, delete "Claims" and insert therefor --What is claimed is:--.

In the Claims:

Amended claims 4, 6-18, 22, 24, 26 and 29 to read as follows:

4. A method according to claim 1, comprising further steps of receiving predefined information about the cells to be measured at the mobile station, and defining the reporting order based on said received information.

6. A method according to claim 4, wherein at least part of the information is transmitted in a separate message via the broadcasting control channel.

7. A method according to claim 1, further comprising a step of associating each of the reported measurement results with respective cells at a control node of the cellular communication system.

8. A method according to claim 1, wherein the reported cell measurement result for a cell comprises signal level of a radio signal received at the transceiver station.

9. A method according to claim 1, wherein the reporting order is defined and the cell measurements are performed at the transceiver station for cells other than the serving cell.

10. A method according to claim 1, wherein the reporting order is based on the information received from the serving cell.

By Express Mail # EL489597336US · March 15, 2002

11. A method according to claim 1, wherein rules for defining the reporting order are stored at the transceiver station.

12. A method according to claim 1, comprising a step of transmitting rules for the reporting order to the transceiver station via the radio interface.

13. A method according to claim 1, comprising a step of changing rules for defining the reporting order.

14. A method according to claim 1, wherein rules for selecting the relevant other cells are stored at the transceiver station.

15. A method according to claim 1, comprising a step of transmitting rules for the selection of relevant cells to the transceiver station via the radio interface.

16. A method according to claim 1, comprising a step of changing the rules for the selection of the relevant cells.

17. A method according to claim 1, wherein the transceiver station sends the communication system information of the rules used for generating the cell measurement report.

By Express Mail # EL489597336US · March 15, 2002

18. A method according to claim 1, wherein the reported information of the cell measurement results is based on reference values.

22. A cellular communication system according to claim 20, wherein the report message contains information symbols and at least one indication symbol in a string, said indication symbol indicating whether the following predefined number of symbols in the string define the cell measurement results of a subsequent cell in the reporting order of the cells or whether the subsequent cell will not be reported in the string.

24. A cellular communication system according to claim 20, wherein the transceiver station is arranged to receive predefined information associated with at least some of the further cells for use in defining the reporting order of the further cells.

26. A cellular communication system according to claim 20, further comprising a control node including means for associating measurement results with corresponding cells based on the reporting order.

29. A mobile station according to claim 27 being further arranged to receive predefined information associated with at least some of the further cells for use in defining the reporting order of the further cells.

REMARKS

This preliminary amendment is presented to place the application in proper form for examination and to eliminate multiple dependency from the present claims. No new matter has been added. Early examination and favorable consideration of the above-identified application is earnestly solicited.

Attached hereto is a mark-up version of the changes made to the specification and claims by the current amendment. The attached page is captioned "**Version with markings to show changes made**".

Any additional fees or charges required at this time in connection with the application may be charged to our Patent and Trademark Office Deposit Account No. 03-2412.

Respectfully submitted,
COHEN, PONTANI, LIEBERMAN & PAVANE

By: _____



Michael C. Stuart
Reg. No. 35,698
551 Fifth Avenue, Suite 1210
New York, N.Y. 10176
(212) 687-2770

15 March 2002



DT17 Rec'd PCT/PTO 22 JUL 2002

PCT

Attorney Docket # 4925-221PUS

Patent

IN THE UNITED STATES PATENT AND TRADEMARK OFFICE

In re Application of

Johanna PEKONEN et al.

Serial No.: 10/088,460

Filed: March 15, 2002

For: Reporting Cell Measurement Results in a Cellular Communication System

Examiner:

Group Art:

I hereby certify that this correspondence is being deposited with the United States Postal Service with sufficient postage as first class mail in an envelope addressed to: Assistant Commissioner for Patents, Washington, D.C. 20231, on

July 17, 2002
(Date of Deposit)

Michael E. Stuart
Name of Applicant, Assignee or Registered Representative

July 17, 2002
Date of Signature

Assistant Commissioner for Patents
Washington, DC 20231

SECOND PRELIMINARY AMENDMENT

S I R:

Prior to examination of the above-identified application, amend the application as follows:

IN THE SPECIFICATION:

Page 1, before line 3, the title beginning with "Field of the Invention", insert the following title and paragraph:

--PRIORITY CLAIM

This is a national stage of PCT application No. PCT/EP00/09206, filed on September 19, 2000. Priority is claimed on that application, and on patent application No. 9922217.6 filed in Great Britain on September 20, 1999.

17. A method according to claim 1 [any of the preceding claims], wherein the transceiver station sends the communication system information of the rules used for generating the cell measurement report.

18. A method according to claim 1 [any of the preceding claims], wherein the reported information of the cell measurement results is based on reference values.

22. A cellular communication system according to claim 20 [or 21], wherein the report message contains information symbols and at least one indication symbol in a string, said indication symbol indicating whether the following predefined number of symbols in the string define the cell measurement results of a subsequent cell in the reporting order of the cells or whether the subsequent cell will not be reported in the string.

24. A cellular communication system according to any of the claims 20 [to 23], wherein the transceiver station is arranged to receive predefined information associated with at least some of the further cells for use in defining the reporting order of the further cells.

26. A cellular communication system according to any of the claims 20 [to 25], further comprising a control node including means for associating measurement results with corresponding cells based on the reporting order.

By Express Mail # EL489597336US - March 15, 2002

29. A mobile station according to claim 27 [or 28] being further arranged to receive predefined information associated with at least some of the further cells for use in defining the reporting order of the further cells.

3/p/its

REPORTING CELL MEASUREMENT RESULTS IN A CELLULAR COMMUNICATION SYSTEM

Field of the Invention

5 The present invention relates to reporting in a cellular communication system, and in particular, but not exclusively, to reporting of measurement results from a transceiver station to the communication system.

10 Background of the Invention

A wireless communication network may comprise a cellular radio network consisting of cells. In most cases a cell can be defined as a certain area covered by one or several base
15 transceiver stations (BTS) serving mobile stations (MS) within the cell via a radio interface. The base station may be connected to a base station subsystem (BSS). Several cells may overlap and cover together a larger area, thereby forming the coverage area of a cellular radio network. The cell (or group
20 of cells) and thus the mobile station (MS) or similar user equipment (UE) within one of the cells of the system can be controlled by a node providing controller functionality. Examples of the network controller include a base station controller (BSC), a radio network controller (RNC) and a
25 mobile switching center (MSC), but other control nodes may also be used. The controller can be connected further to a gateway or linking node, for example a gateway GPRS support node (GGSN) or gateway mobile switching center (GMSC), linking the cell to the other parts of the communication system and/or
30 other communication networks, such as to a PSTN (Public Switched Telecommunications Network) or to a data network, such as to a X.25 based network or to a TCP/IP (Transmission Control Protocol/Internet Protocol) based network. The

cellular telecommunication networks typically operate in accordance with a given standard (or several standards) which sets out what the elements of the network are permitted to do and how that should be achieved. Examples of the cellular

5 telecommunications network standards include code division multiple access (CDMA) based standards (such as the Digital Advanced Mobile Phone Service (DAMPS), or Wide-band CDMA or the proposed Universal Mobile Telecommunications System (UMTS) or time division multiple access (TDMA) based standards (such
10 as GSM: Global Standard for Mobile or the GSM based General Packet Radio Service (GPRS)) or frequency division multiple access (FDMA) based standards. In addition to basic voice and data communication services, the users of the mobile stations are provided with various other services known to the skilled
15 person.

The mobile station and/or the base station may measure and/or define several parameters concerning the conditions in the cell, such as signal levels (power) between the receiving and
20 transmitting stations, quality of the signal, distance between the stations, amount of transmitted data and so on. The mobile station can be provided with appropriate means for defining a value for any parameter that can be measured for the interaction between the mobile station and any of the base
25 stations or the conditions in a cell. The measurements or definitions performed by the mobile station will be referred to in the following as cell measurements and the results obtained by the mobile station will be correspondingly referred to as cell measurement results.

30

During an ongoing call the mobile station may report to the network controller so called neighbouring cell measurement results associated with cells neighbouring the cell serving the mobile station at the current moment by a measurement

result message. In other words, the neighbouring cells can be defined to be the other cells of the system than the cell currently serving the mobile station. For example, in the GSM based systems the reporting may be done on SACCH (Slow Associated Control Channel). In this instance the measurement result message consists of information related to the serving cell and also information concerning the six strongest neighbouring cells. In the GSM based systems the report message frame includes information bits for the measured RX-level (received signal level), BCCH-frequency (Broadcast Control Channel frequency) and the BSIC (Base Station Identity Code) for each reported neighbouring cell. At the current GSM based systems the RX-level is reported with six bits. The value range of the information is set to be from -47 dBm to -10 dBm with 1 dB steps.

In the current measurement reports it is possible to report only six neighbouring cells in maximum. Since the number of the cells with which the mobile station may interact can be greater than this it could be advantageous to have a report covering more than only the six cells. This is especially the case in multisystem or multiband networks and/or in cellular communication systems operating in a multilayer environment. In general, the multimode systems can be defined as a communication environment in which the mobile station may be in a such service area where it may be served by more than one serving network or system or standard or frequency and so on. An example of a multiband system is a dual-band GSM mobile stations served by both 900 MHz and 1800 MHz frequencies. An example of a multisystem is a dual mode telephone operating e.g. in GSM networks and in UMTS networks.

For example, in the current GSM standard a reported neighbouring cell will reserve 17 bits from the reporting message. There is no free space in the current measurement report message to include more cell measurement results for the neighbouring cells than said measurement results for six neighbouring cells.

In addition, the reporting of the RX-level with 6 bits only may cause limitations in the reporting range in some applications. Especially, the maximum value of the indicated RX-level may be insufficient for all applications. Therefore it could be advantageous to be able to indicate RX-levels that are higher than the currently possible levels, such as the -47 dBm maximum value. Reports of higher received signal levels is needed e.g. for the purposes of handover decisions in instances where the mobile station is close to a sectored base station and moving from one sector to another sector of the base station.

Furthermore, at signal levels above e.g. -47 dBm value, the current measurement report cannot indicate if the serving cell has a higher power than one of the neighbouring cells unless the serving cell is included in a list of the neighbouring cells. This approach is, however, not a desired solution since the number of the real neighbouring cells reported to the network would go down from 6 to 5.

Summary of the Invention

It is an aim of the embodiments of the present invention to address one or several of the above problems.

5

According to one aspect of the present invention, there is provided a method in a cellular communication system for reporting cell measurement results associated with cells of the system from a transceiver station via a radio interface between the transceiver station and a cell serving the transceiver station, comprising:

defining a reporting order of the cells to be used by the transceiver station for reporting;

performing cell measurements at the transceiver station for getting cell measurement results associated with at least some of the cells;

selecting relevant cell measurement results from the performed cell measurements; and

reporting the cell measurement results from the transceiver station in the defined reporting order.

According to another aspect of the present invention there is provided a cellular communication system comprising:

a transceiver station;

a cell serving the transceiver station via a radio interface;

a plurality of further cells;

wherein the transceiver station comprises control means for performing cell measurements concerning at least some of the further cells, control means for defining a reporting order of the measurement results, control means for selecting relevant cell measurement results from the performed cell measurements, and control means for generating a report message reporting the cell measurement results in the defined reporting order.

According to another aspect of the present invention there is provided a mobile station for use in a cellular communication system comprising control means for performing cell

6
measurements concerning cells of the system, control means for
defining a reporting order of the measurement results, control
means for selecting relevant cell measurement results from the
performed cell measurements, and control means for generating
5 a report message reporting the cell measurement results in the
defined reporting order.

According to another aspect of the present invention there is
provided a network node of a cellular communication system
10 comprising means for receiving cell measurement results from a
station communicating with one of the cells of the system,
said measurement results being associated with a plurality of
cells of the communication system and being reported from the
station in a reporting order of the cells defined by the
15 station, control means for defining the reporting order used
by the station for the reporting and control means for
attaching measurement results to cells based on the reporting
order.

20 According to more specific embodiments, the measurement
results are reported by information symbol strings containing
a plurality of information symbols, wherein an indication
symbol is included into the measurement report string for
indicating whether the following predefined number of symbols
25 in the string includes the cell measurement results of a
subsequent cell in the reporting order of the cells or whether
the subsequent cell will not be reported in the measurement
report string. In addition, predefined information about the
cells to the measured may be received at the mobile station,
30 wherein the definition of the reporting order is based on said
received information. The reported measurement results may be
associated with respective cells at a control node of the
cellular communication system.

The embodiments of the invention provide several advantages. By means of some of the embodiments it is possible to include cell measurement reports for a greater number of cells within a reporting message without increasing the length of the reporting message string. Some of the embodiments enable use of a greater number of information symbols for each of the reported cells without increasing the length of the reporting message or reducing the number of the cells reported by a single message. By means of this it is possible to increase the range of the reported measurements. In addition, in some embodiments it is not necessary to transmit an identification of the cell, such as information of the frequency of the broadcast channel and the base station identity, for each of the measured cells together with the results from the mobile station.

Brief Description of Drawings

For better understanding of the present invention, reference will now be made by way of example to the accompanying drawings in which:

Figure 1 shows a cellular radio system with which the embodiments of the present invention can be used;

Figure 2 is a schematic presentation of a mobile station constructed in accordance with the present invention;

Figure 3 is a flowchart illustrating the operation of one embodiment of the present invention; and

Figure 4 illustrates one example of coding of a report message in accordance with one embodiment of the present invention.

Description of Preferred Embodiments of the Invention

8

Reference is made to Figure 1 which shows a cellular system with which the embodiments of the present invention can be used. It is noted that even though the exemplifying

5 telecommunications network shown and described in more detail in the following uses the terminology of a circuit switched GSM (Global System for Mobile communications) public land mobile network (PLMN), the proposed solution may be used in any cellular communication system. It should also be
10 appreciated that the embodiments of the invention may be implemented using any number of cells. The radio coverage area of a cell may consist, for example, of a relatively omnidirectional pattern or a sector of a base station may be provided with a directional or sector antenna (not shown). The
15 sector base station may use e.g. three 120° directional antennas whereby three radio coverage areas are provided, or four 90° directional antennas providing four radio coverage areas and so on, or any combinations of different radio coverage beam widths. It should also be appreciated that base
20 stations may sometimes be referred to as node B (e.g. in the UMTS standard).

Figure 1 illustrates two layers or cells 1 and 2, respectively. The arrangement may be, for example, such that
25 the first layer of cells 1 belongs to a network based on a first standard and the second layer of cells 2 belongs to a network based on a second standard. Each of two each cell 1,2 is served by the respective base transceiver station BTS. Each base transceiver station BTS is arranged to transmit signals
30 to and receive signals from the mobile station MS 7 in the cell. Likewise, the mobile station is able to transmit signals to and receive signals from the respective base transceiver station. The mobile station 7 accomplishes this via wireless

9
or radio communication with the base stations. Typically a number of mobile stations will be in communication with each base station although only one mobile station is shown in Figure 1 for clarity.

5

Each of the base stations is connected to a network controller, which in one form of the exemplifying GSM system comprises a base station controller (BSC) 8 connected further to a Mobile Switching Center (MSC) 9. In the described
10 embodiment the BSC is providing the network controller functionality for the purposes of the described embodiments. However, it is noted that the base station controller 8 controlling one or several base stations between the network controller and the base stations may be omitted in some
15 embodiments. Therefore any other appropriate network element may be used for providing a controller functionality than can be used for processing measurement information from the mobile station 7. It is also noted that typically more than one network controller is provided in a network. The network
20 controller is connected to other elements or parts of the telecommunications network system via a suitable linking or gateway apparatus, such as Gateway Mobile Switching Center (GMSC; not shown).

25

The implementation of the communication between the mobile station, the base station and the controller is known, and will thus not be discussed in more detail herein. It is sufficient to note that the interface may comprise channels in both uplink and downlink directions between the mobile station
30 in the cell associated with a given base station and that the information sent to the mobile station and the data may be sent in any suitable format. The messages sent from the mobile stations may include information identifying the mobile

station (for instance, MS ID and/or IMSI (Mobile Station Identity and/or International Mobile Subscriber Identity, respectively)).

5 As disclosed by Figure 1, the mobile station can be simultaneously in the signaling area of several cells. The mobile station is arranged to perform measurements, for example in order to be able to provide information based on which a suitable cell can be selected for serving the mobile
10 station. In other words, in addition to controlling the ongoing connection with the servicing base station, the mobile station may perform measurements concerning the other cells as well.

15 It should be appreciated that this description uses the term neighbouring cell for defining any further cell that can be reached by a mobile station in a cell of the cellular communication system. That is, the cells need not to have any "border line" therebetween but the neighbouring cells or other
20 cells may be partially overlapping, or even covering the entire coverage area of the servicing cell. In addition, the neighbouring cells may be cells of another type of communication network (e.g. networks based on different standards) or cells of a system using another frequency. The
25 latter is the case when, for example, so called dual-band mobile stations are used.

Figure 3 illustrates a flow chart for an embodiment for transmitting report messages from the mobile station. In the
30 embodiment only such measurement results that associate to relevant neighbouring cells are reported to the network controller. According to a preferred embodiment this is accomplished without including any identification parameters

of the related neighbour cells. The measurement results, such as RX-levels, are reported in a specific order of which the appropriate network controller, such as the BSC or RNC, is also made aware of.

5

Since the controller is aware of the reporting order, it is possible for it to conclude to which neighbouring cells the reported measurement results relate. Appropriate control or processing means 6 of the controller 8 of Figure 1 for

10

accomplishing this are known, and will thus not be explained in more detail. It is sufficient to note that the controller nose is arranged to receive the cell measurement results from the mobile station 7 and to define measurement result and cell pairs based on the reporting order such that a respective measurement results is associated with a respective cell.

15

According to one possibility the reporting order is defined in the protocols and/or standards used by the cellular communication system. According to another approach the mobile station provides the controller with information of the reporting rules for setting the cells in an order the mobile station is going to use when reporting the cell measurement results, e.g. the RX-levels of the respective base stations to the network. According to a further possibility the controller provides the mobile station with instructions concerning the reporting order to be used when reporting the cell measurement results. The mobile station may also receive an elsewhere prepared reporting order, and thereafter use the received order as such for the reporting. In this case the definition processing done by the mobile station is for defining that the received reporting order is to be used for the reporting. It is noted that the rules for setting the cells in order may be changed during the operation of the communication system. The

20
25
30

change may be dynamic, e.g. the change may occur as response to a predefined event (e.g. a system failure, overload, peak hour conditions, night time conditions, and so on) detected or defined by the system.

5

This explicit reporting order of the neighbouring cells may be defined by the mobile station based on neighbouring cell BCCH (Broadcast Control Channel) frequencies (e.g. based on ARFCN: Absolute Radio Frequency Channel Number) and the BSICs (Base Transceiver Station Identity Code) of the neighbouring cells received at the mobile station from the network. As mentioned above, the appropriate controller in the radio network side is also aware of this reporting order of the cells. The mobile station proceeds the cell measurements and selects relevant neighbouring cell measurement results among the performed measurements. These selected relevant results are then transmitted to the network in the known reporting order. The controller defined based on the known reporting order those cells the respective reported results relate.

10
15
20

The selection of the relevant cells may be based on any appropriate predefined rule of selection. The rules may be defined in the standards the mobile station and/or the communication system is arranged to use. The rules may be stored permanently in the mobile station. According to one possibility the rules are stored in an appropriate network element and transmitted therefrom to the mobile station when ever required. As was the case with the rules for setting the cell in a predefined order, the rules for selecting relevant cells may also be changed when this is deemed necessary. The selection of the relevant cells may be based, with no limitation to the following, on the measured signaling levels, used radio frequencies, direction of the movement of the

25
30

mobile station, loading conditions of the neighbouring cells and so on.

Figure 2 illustrates schematically a sectioned mobile station 7 which may be used in the embodiments of the invention. The mobile transceiver station comprises an antenna 20 for receiving and transmitting radio signals. The mobile station 7 comprises further control means 22 for performing various cell measurements associated with several base stations. In addition, control means 24 are provided for generating the reporting order of the measurement results. Control means 26 are provided for selecting the relevant ones of the performed cell measurements results. Control means 28 are provided for generating a report message reporting the relevant cell measurement results in the generated reporting order via the radio interface with the serving base station. It should be appreciated that the functions of the controllers 22 to 28 can be implemented by a single controller, or by two or three controllers or that said functions can be distributed to more than the four control units 22 to 28 of the mobile station 7.

A preferred embodiment for the transmission of the measurement results will now be described with reference to Figure 4, wherein specific indication bits are used in the report messages transmitted from the mobile station to the network. More precisely, an indication bit can be used for each neighbouring cell measurement result indicating whether the following bit is a first bit of a relevant measurement result for a cell or a bit indicating a next neighbouring cell in the predefined reporting order. The latter may be the case e.g. when no measurement information is available for the preceding neighbouring cell and therefore the cell does not have any relevancy for the operation of the mobile station. However,

the division between the relevant and non-relevant cells may be based in any other criteria as well. The bit indicating a non-relevant cell can be referred to as a skip bit.

5 From Figure 4 it can be seen that the measured RX-level is reported for the cells which are in the reporting order list on places 1 to 5, 24 to 29 and 32. No cell measurement result information is reported for the neighbouring cells being in the places 6 to 24 and 30 to 31 in the reporting order.

10

According to one possibility, the order of the bits for measurement results and the indication bits is such that the first bits of the measurement report string indicate only what cells are reported. The following bits will then include the information of the results. E.g. in the exemplifying system of enabling 32 neighbouring cell, the first 32 bit may be arranged such that the "1" indicates that the cell is reported. "0" would then indicate that the cell is not reported. After the first 32 bits, the following information bits or other information symbols in the string inform in the reporting order the results for those cells that were indicated by "1".

25 Since the cells to which the cell measurement results relate can be identified by the reporting order used in the measurement report, no additional bits are required for the cell identification. Therefore more neighbouring cells can be added to the measurement report. For example, if the number of bits reserved for a cell to be reported is seven bits, this is 30 ten bits less than the number of bits reserved by the current solution in the GSM for reporting one neighbour cell.

As the non-relevant neighbouring cells are also included in the reporting order of the measurement results, the non-relevant cells have to be indicated in the measurement report. However, the number of bits reserved for a non-relevant neighbouring cell (i.e. not reported cell) may be only one bit, as will be explained later on in this specification.

According to a more specific example of the embodiment, the network may transmit the neighbouring cell BCCH frequencies (e.g. the ARFCN values) in System Information 5 (SI 5), System Information 5bis and System Information 5ter messages based on GSM Specification 04.18 version 8.0.0. The BSICs of the neighbouring cells are transmitted to the mobile station in a message indicating the identity of the transmitting station. This may be a new message or then a message encapsulated to another message which the mobile station may receive. According to one option the identity indication message replaces the SI 5 messages and contains both the BCCH frequencies as well as the BSICs.

According to an embodiment the mobile station sets all the neighbouring cells in an explicit reporting order based on the above described two parameters. The reporting order is also known by the network. It is noted that each BCCH frequency may have more than one associated BSIC. After the above information has been received, each of the neighbouring cells can be identified with a unique BSIC/BCCH ARFCN pair and the neighbouring cells can be put into an explicit order according to the data in the relevant system information messages.

The total number of neighbouring cells can be limited to correspond the mobile station measurement capabilities. According to an embodiment the number of cells is 32, which is

the maximum number of neighbouring cells at the current network architectures. However, this is only an example, and the number of neighbouring cells can be smaller or greater than 32.

5

In the measurement report the RX-levels of the relevant neighbouring cells are reported using this specific order. The measurement report includes an indication bit for each neighbouring cell. By the indication bit it may be indicated whether the following bits (for example, the following 6 bits) describe the RX-level of that specific neighbouring cell or not. For example, the arrangement may be such that an indication bit value "1" means that the RX-level is included and an indication bit value "0" means that no RX-level is not included for the given cell. If no RX-level is available the bit followed the current indication bit will then be the indication bit for the next neighbouring cell in the reporting order.

20

The embodiments of the invention enable an arrangement where it is not necessary to associate a BSIC and an index to each individual measurement result, thereby saving a lot of space in the report message. The BSIC is not required since the BSIC/BCCH frequency information is transmitted to the mobile station and the mobile station may decide which measurements are valid i.e. relevant and such which need to be reported. In the current systems this is done at the base station controller. The index is not required and can thus be removed from the report. The mapping of the RX-level or any other measurement result to the corresponding cell is based on the order of the results instead of any indexes.

30

Since the embodiment makes it possible with to leave the BSIC and BCCH-frequency of each neighbour cell out from the measurement report message and thereby enables inclusion of measurement results (e.g. the received signal level) of a greater number of neighbour cells. The report includes only the RX-level of the reported neighbour cells and the indication bit, an no other parameters are required to identify the cells in the report message. In the GSM example described above this means that since 107 bits reserved for neighbour cell measurement results can be used so that only seven bits are used for a cell with measurement result and one bit is used for a cell without any (or with a non-relevant) measurement result. For example, all cells can be reported in a cell having 32 neighbours such that the report includes measurement results for seven neighbouring cells (12x7+20x1=104 bits). This leaves even 3 bits free for other reporting purposes.

According to a measurement report message that is based on the GSM standards, there can be 13 octets and 3 additional bits available for neighbouring cell reporting, thereby providing $8 \times 13 + 3 = 107$ bits long reporting string or frame. At the current systems one cell can have a maximum of 32 neighbouring cells. The RX-level reporting reserves seven bits for a relevant neighbouring cell and one bit for a non-relevant neighbouring cell. In the case all neighbouring cells can be measured, the 15 first neighbouring cells on the list can be reported. If no limitations is set to the placing of the cells in the reporting order list, the maximum number of cells would be 12. In this instance the number of the reported neighbouring cells can be doubled from the above by means of the embodiments of the present invention.

The reported signal levels may be indicated with relation to a certain predefined reference signal level. The reference signal level may be transmitted in the same measurement report message. The reference signal level is preferably set so that each of the relevant signal levels can be reported by means of the reference level. More precisely, a reference level for the signal level is transmitted e.g. with three bits, with 4 dB steps (for example, 0= -110 dBm, 1=-106 dBm, 2=-102 dBm). Each measured signal level from the serving cell and from the relevant neighbouring cells are then indicated in the report in relation to this reference signal level. The reference signal level may be chosen so that each reported signal level is explicitly stronger or weaker than the reference signal level.

15

The following is presented in order to further clarify the scaling of the frame. The reference signal level may be indicated with three bits, thereby offering eight different values. Six bits are reserved for the indication of the relation between the measured result and the reference value. This makes it possible to have up to 63 dB dynamics in the signal level reporting. If the difference from the reference level is indicated with five bits, then dynamic would be up to 31 dB, which may also be sufficient for several applications.

20

The five bit indication would save one further bit per reported neighbouring cell when compared to the received signal level reporting used in some of the current cellular systems.

25

Using reference level and indicating the difference from this reference level it is possible to widen the reporting range from -48 dBm to stronger signal levels. The stronger (i.e

30

higher or greater) signal levels are levels > -48 dBm, such as -47 dBm, -40 dBm or -30 dBm.

The enhanced cell measurement reporting discussed above can be readily supported by "new" mobiles stations comprising the required control hardware and/or software, as illustrated by Figure 2. It is, however, preferred that the embodiments are used under control of an appropriate network element or elements. This guarantees compatibility between the "new" mobiles stations supporting the embodiments of the invention and "old" network implementations that cannot handle the described new reporting mode. If the neighbouring cell frequencies are sent with current system information messages while the BSIC information is sent in separate messages, the mobile station may send measurement reports with the "old" report after a handover until the mobile station is ordered to use the new report mode, e.g. as a result of receiving the message indicating the BSICs. By means of this it is possible to minimize the gap in neighbouring cell reporting after a handover, since the information of neighbouring cell frequencies can be received before the full information required for the new reporting format. The old reporting format needs to be used until it is known that the new cell supports the new reporting format. Alternatively the reporting mode after the handover is controlled by a corresponding new indicator in the handover command.

It should be appreciated that whilst embodiments of the present invention have been described in relation to mobile stations, embodiments of the present invention are applicable to any other suitable type of user equipment. In addition, while a message containing information bits and an indication

bit are discussed above, the embodiments may be implemented by using any appropriate information symbols.

It is also noted herein that while the above describes
5 exemplifying embodiments of the invention, there are several variations and modifications which may be made to the disclosed solution without departing from the scope of the present invention as defined in the appended claims.

Claims

1. A method in a cellular communication system for reporting
cell measurement results associated with cells of the system
5 from a transceiver station via a radio interface between the
transceiver station and a cell serving the transceiver
station, comprising:
 - defining a reporting order of the cells to be used by the
transceiver station for reporting;
 - 10 performing cell measurements at the transceiver station
for getting cell measurement results associated with at least
some of the cells;
 - selecting relevant cell measurement results from the
performed cell measurements; and
 - 15 reporting the cell measurement results from the
transceiver station in the defined reporting order.

2. A method according to claim 1, wherein the measurement
results are reported by information symbol strings containing
20 a plurality of information symbols, the method further
comprising a step of including an indication symbol into the
measurement report string for indicating whether the following
predefined number of symbols in the string includes the cell
measurement results of a subsequent cell in the reporting
25 order of the cells or whether the subsequent cell will not be
reported in the measurement report string.

3. A method according to claim 2, wherein, in the event that
the cell measurement indication symbol indicates that it will
30 not be followed by symbols reporting the measurement results,
the following symbol included in the measurement report string
is a further indication symbol designated for a cell following
the subsequent cell in the reporting order of the cells.

4. A method according to any of the preceding claims,
comprising further steps of receiving predefined information
about the cells to be measured at the mobile station, and
5 defining the reporting order based on said received
information.
5. A method according to claim 4, wherein said information
comprises frequency of a broadcasting control channel and the
10 identity of a transmitting base station of the cell to be
measured.
6. A method according to claim 4 or 5, wherein at least
part of the information is transmitted in a separate message
15 via the broadcasting control channel.
7. A method according to any of the preceding claims,
further comprising a step of associating each of the reported
measurement results with respective cells at a control node of
20 the cellular communication system.
8. A method according to any of the preceding claims,
wherein the reported cell measurement result for a cell
comprises signal level of a radio signal received at the
25 transceiver station.
9. A method according to any of the preceding claims,
wherein the reporting order is defined and the cell
measurements are performed at the transceiver station for
30 cells other than the serving cell.

10. A method according to any of the preceding claims, wherein the reporting order is based on the information received from the serving cell.

5 11. A method according to any of the preceding claims, wherein rules for defining the reporting order are stored at the transceiver station.

12. A method according to any of the preceding claims, comprising a step of transmitting rules for the reporting order to the transceiver station via the radio interface.

13. A method according to any of the preceding claims, comprising a step of changing rules for defining the reporting order.

14. A method according to any of the preceding claims, wherein rules for selecting the relevant other cells are stored at the transceiver station.

15. A method according to any of the preceding claims, comprising a step of transmitting rules for the selection of relevant cells to the transceiver station via the radio interface.

16. A method according to any of the preceding claims, comprising a step of changing the rules for the selection of the relevant cells.

17. A method according to any of the preceding claims, wherein the transceiver station sends the communication system information of the rules used for generating the cell measurement report.

24

18. A method according to any of the preceding claims, wherein the reported information of the cell measurement results is based on reference values.

5

19. A method according to claim 18 in conjunction with claim 8, wherein the reported information indicates if the measured signal level is stronger or weaker than the reference value.

10 20. A cellular communication system comprising:

a transceiver station;

a cell serving the transceiver station via a radio interface;

a plurality of further cells;

15 wherein the transceiver station comprises control means for performing cell measurements concerning at least some of the further cells, control means for defining a reporting order of the measurement results, control means for selecting relevant cell measurement results from the performed cell measurements,
20 and control means for generating a report message reporting the cell measurement results in the defined reporting order.

21. A cellular communication system according to claim 20, comprising at least two different cellular network
25 arrangements.

22. A cellular communication system according to claim 20 or 21, wherein the report message contains information symbols and at least one indication symbol in a string, said
30 indication symbol indicating whether the following predefined number of symbols in the string define the cell measurement results of a subsequent cell in the reporting order of the

cells or whether the subsequent cell will not be reported in the string.

23. A cellular communication system according to claim 22,
5 wherein, in the event that the cell measurement indication symbol is for indicating that it will not be followed by symbols reporting the measurement results, the following symbol in the measurement report string is a further indication symbol designated for a cell following the
10 subsequent cell in the reporting order of the cells.

24. A cellular communication system according to any of the claims 20 to 23, wherein the transceiver station is arranged to receive predefined information associated with at least
15 some of the further cells for use in defining the reporting order of the further cells.

25. A cellular communication system according to claim 24,
wherein the information comprises the frequency of a
20 broadcasting control channel and the identity of a transmitting base station of the cell to be measured.

26. A cellular communication system according to any of the claims 20 to 25, further comprising a control node including
25 means for associating measurement results with corresponding cells based on the reporting order.

27. A mobile station for use in a cellular communication system comprising control means for performing cell
30 measurements concerning cells of the system, control means for defining a reporting order of the measurement results, control means for selecting relevant cell measurement results from the performed cell measurements, and control means for generating

a report message reporting the cell measurement results in the defined reporting order.

28. A mobile station according to claim 27, said mobile
5 station being arranged to operate in at least two different cellular network systems.

29. A mobile station according to claim 27 or 28 being
further arranged to receive predefined information associated
10 with at least some of the further cells for use in defining the reporting order of the further cells.

30. A network node of a cellular communication system
comprising means for receiving cell measurement results from a
15 station communicating with one of the cells of the system, said measurement results being associated with a plurality of cells of the communication system and being reported from the station in a reporting order of the cells defined by the station, control means for defining the reporting order used
20 by the station for the reporting and control means for attaching measurement results to cells based on the reporting order.

(12) INTERNATIONAL APPLICATION PUBLISHED UNDER THE PATENT COOPERATION TREATY (PCT)

(19) World Intellectual Property Organization
International Bureau



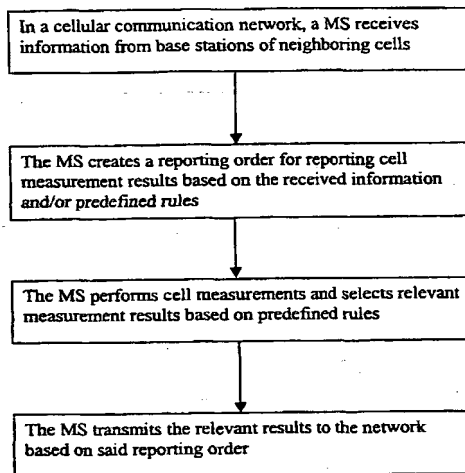
(43) International Publication Date
29 March 2001 (29.03.2001)

PCT

(10) International Publication Number
WO 01/22759 A1

- (51) International Patent Classification⁷: H04Q 7/38, H04B 17/00
- (21) International Application Number: PCT/EP00/09206
- (22) International Filing Date:
19 September 2000 (19.09.2000)
- (25) Filing Language: English
- (26) Publication Language: English
- (30) Priority Data:
9922217.6 20 September 1999 (20.09.1999) GB
- (71) Applicant (for all designated States except US): NOKIA NETWORKS OY [FI/FI]; Keilalahdentie 4, FIN-02150 Espoo (FI).
- (72) Inventors; and
- (75) Inventors/Applicants (for US only): PEKONEN, Johanna [FI/FI]; Otsolahdentie 7 D 45, FIN-02110 Espoo (FI). FRIMAN, Leif [FI/FI]; Satakunnanpolku 34, FIN-04400 Järvenpää (FI). JOKINEN, Harri [FI/FI]; Vähähiidentie 450, FIN-25370 Hiisi (FI).
- (74) Agents: RUUSKANEN, Juha-Pekka et al.; Page White & Farrer, 54 Doughty Street, London WC1N 2LS (GB).
- (81) Designated States (national): AE, AG, AL, AM, AT, AU, AZ, BA, BB, BG, BR, BY, BZ, CA, CH, CN, CR, CU, CZ, DE, DK, DM, DZ, EE, ES, FI, GB, GD, GE, GH, GM, HR, HU, ID, IL, IN, IS, JP, KE, KG, KP, KR, KZ, LC, LK, LR, LS, LT, LU, LV, MA, MD, MG, MK, MN, MW, MX, MZ, NO, NZ, PL, PT, RO, RU, SD, SE, SG, SI, SK, SL, TJ, TM, TR, TT, TZ, UA, UG, US, UZ, VN, YU, ZA, ZW.
- (84) Designated States (regional): ARIPO patent (GH, GM, KE, LS, MW, MZ, SD, SL, SZ, TZ, UG, ZW), Eurasian patent (AM, AZ, BY, KG, KZ, MD, RU, TJ, TM), European patent (AT, BE, CH, CY, DE, DK, ES, FI, FR, GB, GR, IE, IT, LU, MC, NL, PT, SE), OAPI patent (BF, BJ, CF, CG, CI, CM, GA, GN, GW, ML, MR, NE, SN, TD, TG).
- Published:**
- With international search report.
 - Before the expiration of the time limit for amending the claims and to be republished in the event of receipt of amendments.
- For two-letter codes and other abbreviations, refer to the "Guidance Notes on Codes and Abbreviations" appearing at the beginning of each regular issue of the PCT Gazette.*

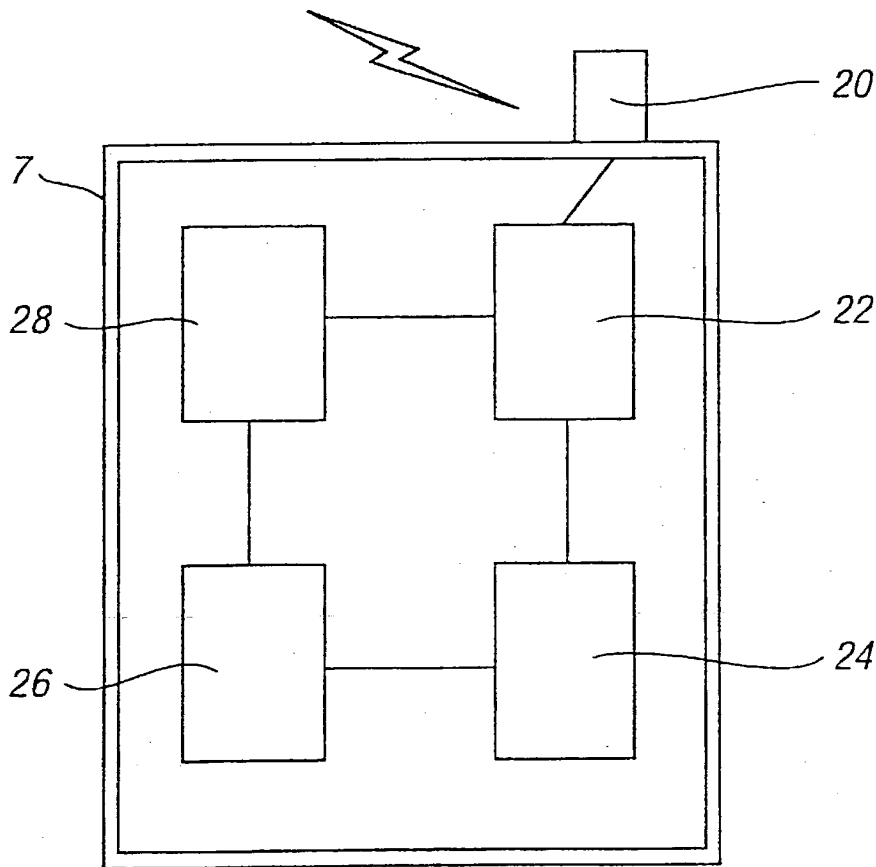
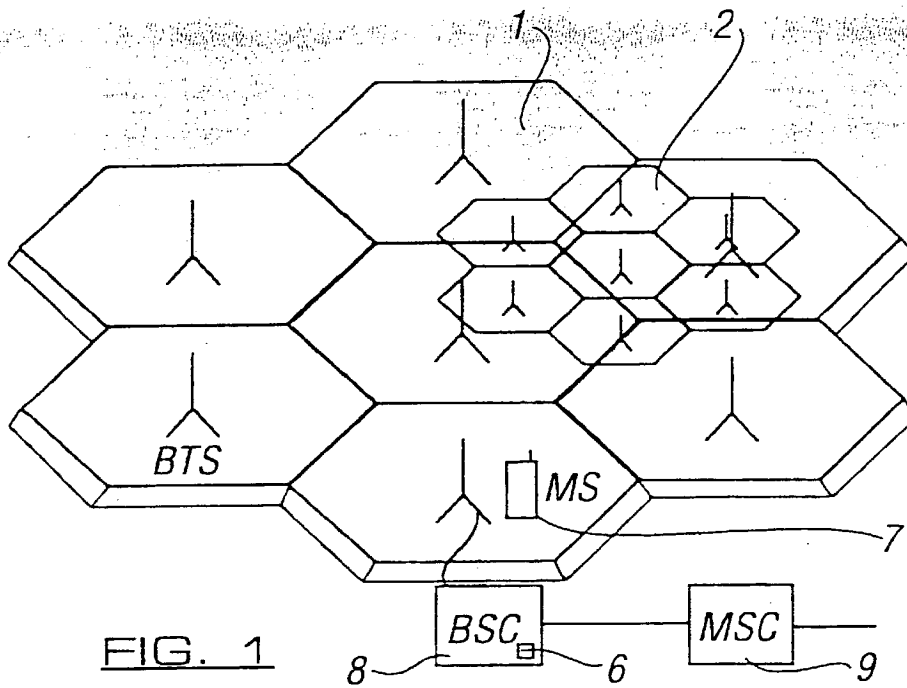
(54) Title: REPORTING CELL MEASUREMENT RESULTS IN A CELLULAR COMMUNICATION SYSTEM



(57) Abstract: The present invention relates to reporting cell measurement results associated with a plurality of cells of a cellular communication system. The reporting is transmitted from a station via a radio interface to receiver element of a cell serving the station. The cells are arranged in a reporting order that is to be used by the station for the reporting. The cell measurements are performed by the transceiver station for getting cell measurement results associated with a number of the cells. Relevant cell measurement results are then selected and the selected results are transmitted in the defined reporting order.

WO 01/22759 A1





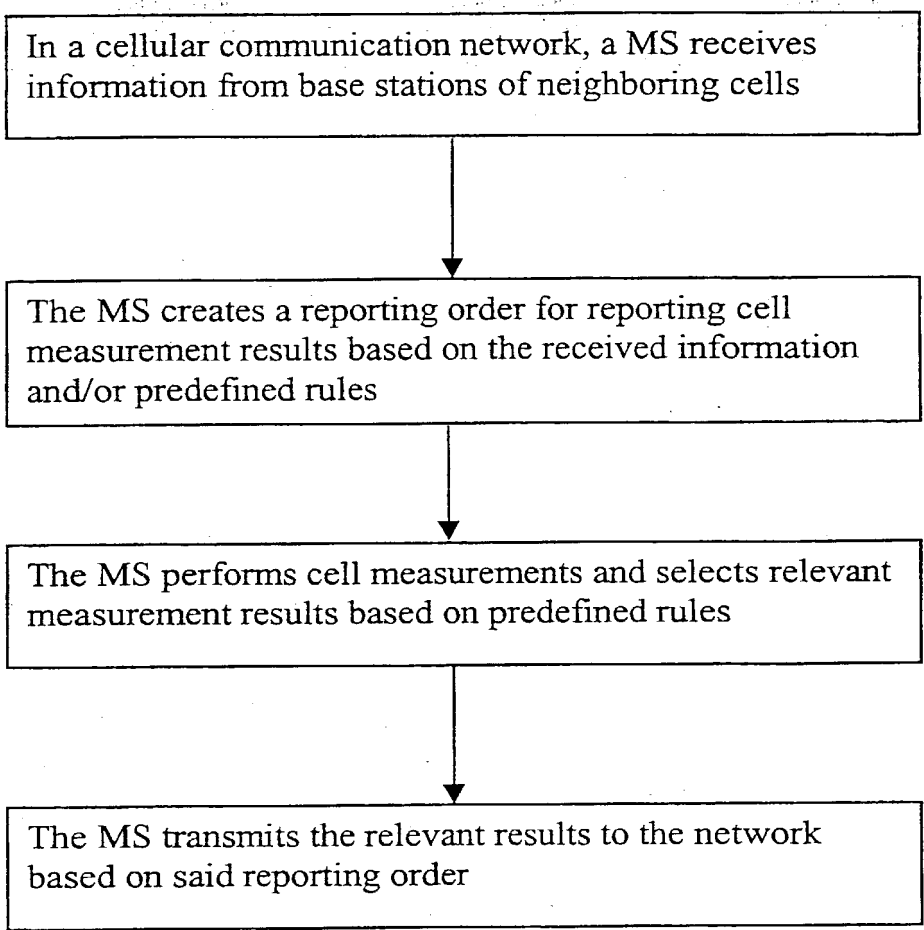


FIG. 3

8	7	6	5	4	3	2	1	Octet 1
Measurement Results 2 IEI								Octet 2
Serving cell and other measurement results (Not relevant)								Octet 3
								Octet 4
IND=1	RXLEV-NCELL 1						IND=1	Octet 5
RXLEV-NCELL 2 (low part)								IND=1
RXLEV-NCELL 3 (low part)								RXLEV-NCELL 3 (high part)
RXLEV-NCELL 4 (low part)								IND=1
RXLEV-NCELL 5 (low part)								RXLEV-NCELL 4 (high part)
RXLEV-NCELL 5 (low part)	IND=0	IND=0	IND=0	IND=0	IND=0	IND=0	IND=0	Octet 7
IND=0	IND=0	IND=0	IND=0	IND=0	IND=0	IND=0	IND=0	Octet 8
IND=0	IND=0	IND=0	IND=0	IND=0	IND=0	IND=0	IND=0	Octet 9
RXLEV-NCELL 24 (low part)								IND=1
RXLEV-NCELL 25 (low part)								RXLEV-NCELL 5 (high part)
RXLEV-NCELL 26 (low part)								IND=1
RXLEV-NCELL 27 (low part)								RXLEV-NCELL 24 (high part)
RXLEV-NCELL 27 (low part)	IND=1	IND=1	IND=1	IND=1	IND=1	IND=1	IND=1	Octet 10
RXLEV-NCELL 28	IND=1	IND=1	IND=1	IND=1	IND=1	IND=1	IND=1	Octet 11
RXLEV-NCELL 29	IND=1	IND=1	IND=1	IND=1	IND=1	IND=1	IND=1	Octet 12
RXLEV-NCELL 30	IND=1	IND=1	IND=1	IND=1	IND=1	IND=1	IND=1	Octet 13
RXLEV-NCELL 31	IND=1	IND=1	IND=1	IND=1	IND=1	IND=1	IND=1	Octet 14
RXLEV-NCELL 32	IND=1	IND=1	IND=1	IND=1	IND=1	IND=1	IND=1	Octet 15
RXLEV-NCELL 33	IND=1	IND=1	IND=1	IND=1	IND=1	IND=1	IND=1	Octet 16
RXLEV-NCELL 34	IND=1	IND=1	IND=1	IND=1	IND=1	IND=1	IND=1	Octet 17

FIG. 4

11 03 03 05 09 11 03 13 15 17 19 21 23 25 27 29 31 33 35 37 39 41 43 45 47 49 51 53 55 57 59 61 63 65 67 69 71 73 75 77 79 81 83 85 87 89 91 93 95 97 99

COMBINED DECLARATION FOR PATENT APPLICATION AND POWER OF ATTORNEY
(includes Reference to PCT International Applications)

Attorney's Docket No.
4925-221PUS

POWER OF ATTORNEY: As a named inventor, I hereby appoint the following attorney(s) and/or agent(s) at Cohen, Pontani, Lieberman & Pavane to prosecute this application and transact all business in the Patent and Trademark Office connected therewith.

Customer number **27799**

Send correspondence to Cohen, Pontani, Lieberman & Pavane at the address for the following customer Number: 27799

Direct Telephone calls to:
(name and telephone number)
Michael C. Stuart
(212) 687-2770

I hereby declare that all statements made herein of my own knowledge are true and that all statements made on information and belief are believed to be true; and further that these statements were made with the knowledge that willful false statements and the like so made are punishable by fine or imprisonment, or both, under §1001 of Title 18 of the United States Code and that such willful false statements may jeopardize the validity of the application or any patent issuing thereon.

2	FULL NAME OF INVENTOR	FAMILY NAME <u>1-00</u> PEKONEN	FIRST GIVEN NAME <u>Johanna</u>	SECOND GIVEN NAME
0	RESIDENCE / CITIZENSHIP	CITY <u>Espoo</u>	STATE OR FOREIGN COUNTRY <u>Finland</u>	COUNTRY OF CITIZENSHIP <u>Finland</u>
1	POST OFFICE ADDRESS	POST OFFICE ADDRESS <u>Otsolahdentie 7 D 45</u>	CITY <u>Espoo</u>	STATE & ZIP CODE / COUNTRY <u>FIN-02110 Finland</u>
2	FULL NAME OF INVENTOR	FAMILY NAME <u>2-00</u> FRIMAN	FIRST GIVEN NAME <u>Leif</u>	SECOND GIVEN NAME
0	RESIDENCE / CITIZENSHIP	CITY <u>Järvenpää</u>	STATE OR FOREIGN COUNTRY <u>Finland</u>	COUNTRY OF CITIZENSHIP <u>Finland</u>
2	POST OFFICE ADDRESS	POST OFFICE ADDRESS <u>Satakunnanpolku 34</u>	CITY <u>Järvenpää</u>	STATE & ZIP CODE / COUNTRY <u>FIN-004400 Finland</u>
2	FULL NAME OF INVENTOR	FAMILY NAME <u>3-00</u> IOKINEN	FIRST GIVEN NAME <u>Hari</u>	SECOND GIVEN NAME
0	RESIDENCE / CITIZENSHIP	CITY <u>Hiisi</u>	STATE OR FOREIGN COUNTRY <u>Finland</u>	COUNTRY OF CITIZENSHIP <u>Finland</u>
3	POST OFFICE ADDRESS	POST OFFICE ADDRESS <u>Vähähiidentie 450</u>	CITY <u>Hiisi</u>	STATE & ZIP CODE / COUNTRY <u>FIN-25370 Finland</u>

execute all rightful oaths, assignments, powers of attorney and other papers, communicate to said Assignee, its successors, assigns, and representatives, all facts known to the undersigned relating to said improvements and the history thereof; and generally do everything possible which said Assignee, its successors, assigns or representatives shall consider desirable for aiding in securing and maintaining proper patent protection for said improvements and for vesting title to said improvements and all applications for patents and all patents on said improvements, in said Assignee, its successors, assigns and legal representatives; and

Covenant with said Assignee, its successors, assigns and legal representatives that no assignment, grant, mortgage, license or other agreement affecting the rights and property herein conveyed has been made to others by the undersigned, and that full right to convey the same as herein expressed is possessed by the undersigned.

Date: _____
month/day/year

Johanna PEKONEN

Witness

Witness

Date: August 14, 2002
month/day/year

Leif Friman
Leif FRIMAN


Typpi Vilt
Witness

Typpi Sallinen
Witness


Date:

August 15 2002
month/day/year

1100339420 00022002


Harri JOKINEN


Witness


Witness

..

COMBINED DECLARATION FOR PATENT APPLICATION AND POWER OF ATTORNEY (includes Reference to PCT International Applications)		Attorney's Docket No. 4925-221PUS	
SIGNATURE OF INVENTOR 201	SIGNATURE OF INVENTOR 202	SIGNATURE OF INVENTOR 203 <i>[Signature]</i>	
DATE	DATE	DATE <i>August 15 2002</i>	
SIGNATURE OF INVENTOR 204	SIGNATURE OF INVENTOR 205	SIGNATURE OF INVENTOR 206	
DATE	DATE	DATE	
Additional inventor(s) name(s) & address(es) attached? [] Yes [x] No			